

Thank you for downloading this worksheet set from [The Happy Housewife](#). You are free to use it in your own home, church or co-op as long as it abides by the terms listed below. Each worksheet in this set is covered under the copyright of The Happy Housewife.

If you choose to download this worksheet set, you must abide by these terms:

- You may download this printable set to your hard drive and then print them from your home computer. You may use them for your own homeschool students, co-op students, or personal home use.
- You must not remove the copyright notice and website address of The Happy Housewife at the bottom of the worksheet.
- You may not remove the website address of MyGrafixo at the bottom of the worksheet.
- You may not alter the worksheet or printable item in any way.
- If you share this worksheet set, please link directly to [The Happy Housewife](#). You may not link to the .pdf file.
- You may not sell or profit from any worksheet in this set from The Happy Housewife in any way.
For example, you may not print and sell items individually or in a kit.
- You may not host this file on your own site or any type of file-sharing site such as Yahoo Groups, Mediafire, or Dropbox.

Graphics used in this worksheet set were purchased from [Digi Web Studio](#) and [Ashley Hughes](#).

Fonts by [Kimberly Geswein](#).

Clipart and fonts used with permission. Copyright remains with the designer.

Verbs That Tell About the Past

Verbs can tell about an action that will happen in the future, an action that is happening now, or an action that happened in the past.

Many verbs add **ed** to tell about the past.

Choose a present tense word from the word bank and write the past tense.

wish	travel	watch
want	walk	look



Jack **picks** pumpkins. (tells about the present)

Jack **will pick** pumpkins. (tells about the future)

Jack **picked** pumpkins. (tells about the past)

Present

1. discover

2.

3.

4.

5.

6.

7.

Past

discovered

More Than One!

Some nouns name more than one. Write the plural of each word below using s or es.
Be careful! You might have to change the y to i first!



1. turkey

turkeys

2. Pilgrim

3. potato

4. feast

5. pie

6. family

7. yam

8. colony

Thanksgiving Products

Find the product of each equation below. Then complete the chart.

$2 \times 3 = \underline{\quad\quad}$ $4 \times 1 = \underline{\quad\quad}$ $3 \times 3 = \underline{\quad\quad}$

$1 \times 2 = \underline{\quad\quad}$ $4 \times 3 = \underline{\quad\quad}$ $2 \times 0 = \underline{\quad\quad}$

$3 \times 2 = \underline{\quad\quad}$ $2 \times 4 = \underline{\quad\quad}$ $1 \times 3 = \underline{\quad\quad}$

$4 \times 4 = \underline{\quad\quad}$ $2 \times 2 = \underline{\quad\quad}$ $1 \times 1 = \underline{\quad\quad}$

x	1	2	3
1			
2			
3			
4			












Turkey Addition!

Solve each addition equation to complete the puzzle.

Across

1. 21	3. 49	5. 18	6. 16	7. 31	9. 46	11. 11	12. 34
<u>+22</u>	<u>+27</u>	<u>+51</u>	<u>+ 4</u>	<u>+21</u>	<u>+50</u>	<u>+27</u>	<u>+ 17</u>

1.	2.		3.	4.
5.			6.	
				
7.	8.		9.	10.
11.			12.	

Down

1. 38	2. 25	3. 49	4. 15	7. 44	8. 18	9. 57	10. 36
<u>+ 8</u>	<u>+14</u>	<u>+23</u>	<u>+45</u>	<u>+ 9</u>	<u>+10</u>	<u>+38</u>	<u>+25</u>