

Thank you for downloading this worksheet set from [The Happy Housewife](#). You are free to use it in your own home, church or co-op as long as it abides by the terms listed below. Each worksheet in this set is covered under the copyright of The Happy Housewife.

If you choose to download this worksheet set, you must abide by these terms:

- You may download this printable set to your hard drive and then print them from your home computer. You may use them for your own homeschool students, co-op students, or personal home use.
- You must not remove the copyright notice and website address of The Happy Housewife at the bottom of the worksheet.
- You may not remove the website address of MyGrafico at the bottom of the worksheet.
- You may not alter the worksheet or printable item in any way.
- If you share this worksheet set, please link directly to [The Happy Housewife](#). You may not link to the .pdf file.
- You may not sell or profit from any worksheet in this set from The Happy Housewife in any way.  
For example, you may not print and sell items individually or in a kit.
- You may not host this file on your own site or any type of file-sharing site such as Yahoo Groups, Mediafire, or Dropbox.

Graphics used in this worksheet set were purchased from [Educason](#) and [Ashley Hughes](#).

Fonts by [Kimberly Geswein](#).

Clipart and fonts used with permission. Copyright remains with the designer.

# Types of Sentences: Write It!

Use the group of words in each box to write three different types of sentences: a **question**, a **command**, and a **statement**. You do not have to use each word in every sentence.

Here's an example:

warm      fire      up      the      yourselves      by      we      can

**Question:** Can we warm up by the fire?

**Command:** Warm yourselves up by the fire.

**Statement:** We can warm up by the fire.



snowing      see      it      outside      if      is

1. Question:

-----

2. Command:

-----

3. Statement:

-----

the      shovel      we      snow      should

1. Question:

-----

2. Command:

-----

3. Statement:

-----

# How do you build a snowman?

How do *you* build a snowman? Give directions in the boxes below!  
Use the words at the top of each box to help you describe each step.

**First,**

**Next,**

















**Then,**

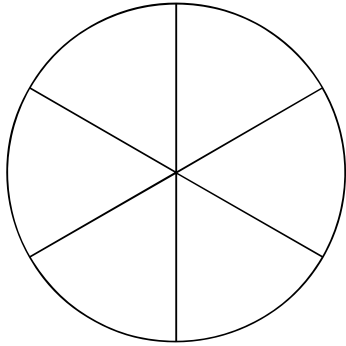
**Last,**

# Division: Match the Mittens!


Draw a line from each mitten on the left to its correct match on the right.




# Color That Fraction!



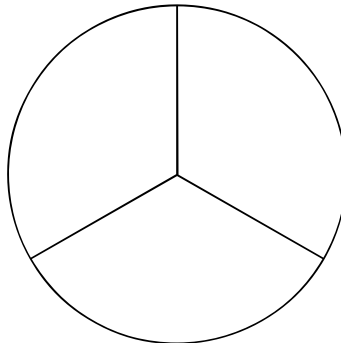
Color  $\frac{3}{6}$



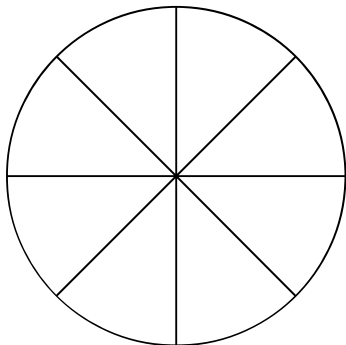
Color  $\frac{1}{5}$



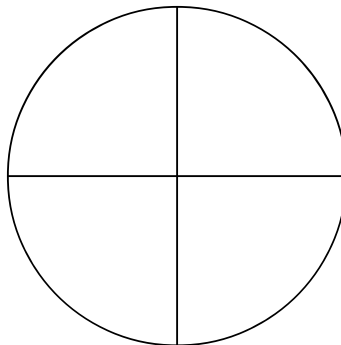
Color  $\frac{3}{4}$



Color  $\frac{1}{3}$



Color  $\frac{5}{8}$



Color  $\frac{4}{4}$

