


Thank you for downloading this worksheet set from [The Happy Housewife](#). You are free to use it in your own home, church or co-op as long as it abides by the terms listed below. Each worksheet in this set is covered under the copyright of The Happy Housewife.

If you choose to download this worksheet set, you must abide by these terms:

- You may download this printable set to your hard drive and then print them from your home computer. You may use them for your own homeschool students, co-op students, or personal home use.
- You must not remove the copyright notice and website address of The Happy Housewife at the bottom of the worksheet.
- You may not remove the website address of MyGrafico at the bottom of the worksheet.
- You may not alter the worksheet or printable item in any way.
- If you share this worksheet set, please link directly to [The Happy Housewife](#). You may not link to the .pdf file.
- You may not sell or profit from any worksheet in this set from The Happy Housewife in any way. For example, you may not print and sell items individually or in a kit.
- You may not host this file on your own site or any type of file-sharing site such as Yahoo Groups.

Graphics used in this worksheet set are by Babystar Design, JW Illustrations, and Cupcake Cutiees and were purchased at [MyGrafico](#).



# Writing Practice

Look at each picture below. What letter makes its beginning sound? Circle the beginning letter in the box. Then practice writing the words on the lines below.



k	h	s
---	---	---

hose



y	x	a
---	---	---

ax



h	t	o
---	---	---

hat



r	e	f
---	---	---

fire

# Fire Safety for Me

run	stop	fire drill	turn	touch
-----	------	------------	------	-------

1. If I see matches at my house or at my friend's house, I should never

\_\_\_\_\_

-----

\_\_\_\_\_ them.

\_\_\_\_\_

-----

2. If my clothes or my hair is on fire, I should \_\_\_\_\_, drop,  
and roll until the fire is out.

3. My family should practice a

_____	_____
-----	-----
_____	_____

at least once every 6 months.

\_\_\_\_\_

-----


4. If there is a fire in my house, I should \_\_\_\_\_ out of  
the house as fast as I can!

5. If there is a fire in my house at night and I can't get out of my bedroom, I should

\_\_\_\_\_

-----

\_\_\_\_\_ on my light and bang on my  
window so the firemen know where I am.






## Fire Safety Word Search

p	l	x	y	i	o	k	i	i	m
u	i	t	n	r	e	e	i	o	a
f	g	z	a	o	u	t	l	e	t
d	h	a	m	n	r	t	r	w	c
s	t	o	v	e	g	t	y	n	h
r	e	k	g	r	i	d	d	l	e
t	r	o	p	r	c	o	r	d	s
e	s	g	o	t	j	a	s	b	o
f	i	r	e	p	l	a	c	e	d

Each of the words in the word bank are items that could burn you.  
Make sure you never touch them without an adult's permission.

Find each of the words in the puzzle and then circle them.

matches	iron	outlet	fireplace
lighters	stove	CORDS	griddle



Things I can play with:









Things I should **not** touch:

# Can I play with it?

Cut out each of the objects below. Determine whether the item is something you can play with or if it is something you should not touch.

Then use a glue stick to paste your item in the correct column.



 <p>toy dog</p>	 <p>Mr. Potato Head</p>	 <p>fire extinguisher</p>	 <p>ax</p>
 <p>rocking horse</p>	 <p>grill</p>	 <p>plastic dinosaur</p>	 <p>fire hydrant</p>