

Thank you for downloading this worksheet set from [The Happy Housewife](#). You are free to use it in your own home, church or co-op as long as it abides by the terms listed below. Each worksheet in this set is covered under the copyright of The Happy Housewife.

If you choose to download this worksheet set, you must abide by these terms:

- You may download this printable set to your hard drive and then print them from your home computer. You may use them for your own homeschool students, co-op students, or personal home use.
- You must not remove the copyright notice and website address of The Happy Housewife at the bottom of the worksheet.
- You may not remove the website address of MyGrafico at the bottom of the worksheet.
- You may not alter the worksheet or printable item in any way.
- If you share this worksheet set, please link directly to [The Happy Housewife](#). You may not link to the .pdf file.
- You may not sell or profit from any worksheet in this set from The Happy Housewife in any way.
For example, you may not print and sell items individually or in a kit.
- You may not host this file on your own site or any type of file-sharing site such as Yahoo Groups, Mediafire, or Dropbox.

Graphics used in this worksheet set were purchased from [Whimsy Clips](#).


Fonts by [Kimberly Geswein](#).

Clipart and fonts used with permission. Copyright remains with the designer.

Find the Nouns!


A noun is a person, place, or thing.
Draw a line under the nouns in each sentence below.

1. I drew a heart on my paper.
2. Ann likes chocolate candy!
3. My pencil is purple.
4. Ed eats red and pink lollipops.
5. Mom put a note under my pillow.
6. The party is at 11:00.



Find the nouns in each sentence below.
Then write the noun on the line.




1. The candy is yummy. _____
2. Linda cut paper. _____
3. Emma glued lace. _____
4. Jack wrote his name. _____
5. Girls sprinkle glitter. _____
6. Sam sends his card. _____












Synonyms and Antonyms

If the pair of words are synonyms, color the heart pink.

If the pair of words are antonyms, color the heart red.



Multiply and Match!




I Heart Skip Counting!

Determine which numbers are missing in each row and write them in the hearts.




4


6



10





9




15

18



20





40

50

4



8

12



5


10



25



14



28

35

