





Thank you for downloading this worksheet set from [The Happy Housewife](#). You are free to use it in your own home, church or co-op as long as it abides by the terms listed below. Each worksheet in this set is covered under the copyright of The Happy Housewife.

If you choose to download this worksheet set, you must abide by these terms:

- You may download this printable set to your hard drive and then print them from your home computer. You may use them for your own homeschool students, co-op students, or personal home use.
- You must not remove the copyright notice and website address of The Happy Housewife at the bottom of the worksheet.
- You may not remove the website address of MyGrafico at the bottom of the worksheet.
- You may not alter the worksheet or printable item in any way.
- If you share this worksheet set, please link directly to [The Happy Housewife](#).
- You may not sell or profit from any worksheet in this set from The Happy Housewife in any way. For example, you may not print and sell items individually or in a kit.
- You may not host this file on your own site or any type of file-sharing site such as Yahoo Groups.

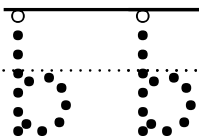
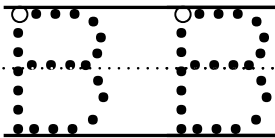
Graphics used in this worksheet set are by JW Illustrations, Goodness & Fun, Lilly Bimble, and BabyStar Design all via [MyGrafico](#).
(This is an affiliate link.)

The word **bug** begins with the **letter b**. Do the other animals start with the letter b also? If the animal starts with the letter b, circle it. If it does not start with the letter b, put an 'x' on it.









Circle every capital B and lowercase b in the letter jumble below.

t m B c b o
B b w p B b
d A B k





Bug Patterns

Look at each pattern closely. **What bug should come next?** After cutting out the pictures at the bottom, paste the correct bug in the box to complete each pattern.




Bug Scissor Skills

Practice using your scissors by helping each bug find his other buggy friend.



Read each equation below. Is the answer correct?

If the answer is **correct**, glue the **blue** bug in the square. If the answer is **incorrect**, glue the **red** bug in the square.

$3+4 = 7$	
-----------	---

$8-5 = 4$	
-----------	--

$10-7 = 3$	
------------	--

$6+3 = 8$	
-----------	--

$13-6 = 8$	
------------	--

$4+5 = 9$	
-----------	--

$7+4 = 12$	
------------	--

$9-3 = 6$	
-----------	--

$9+4 = 13$	
------------	--

$7-5 = 3$	
-----------	--



